

WALKWAY SCHEMATIC



THE ABC DIFFERENCE

MAKING IT EASY FROM ORDER TO DELIVERY

abcsupplyoutdoorsolutions.com



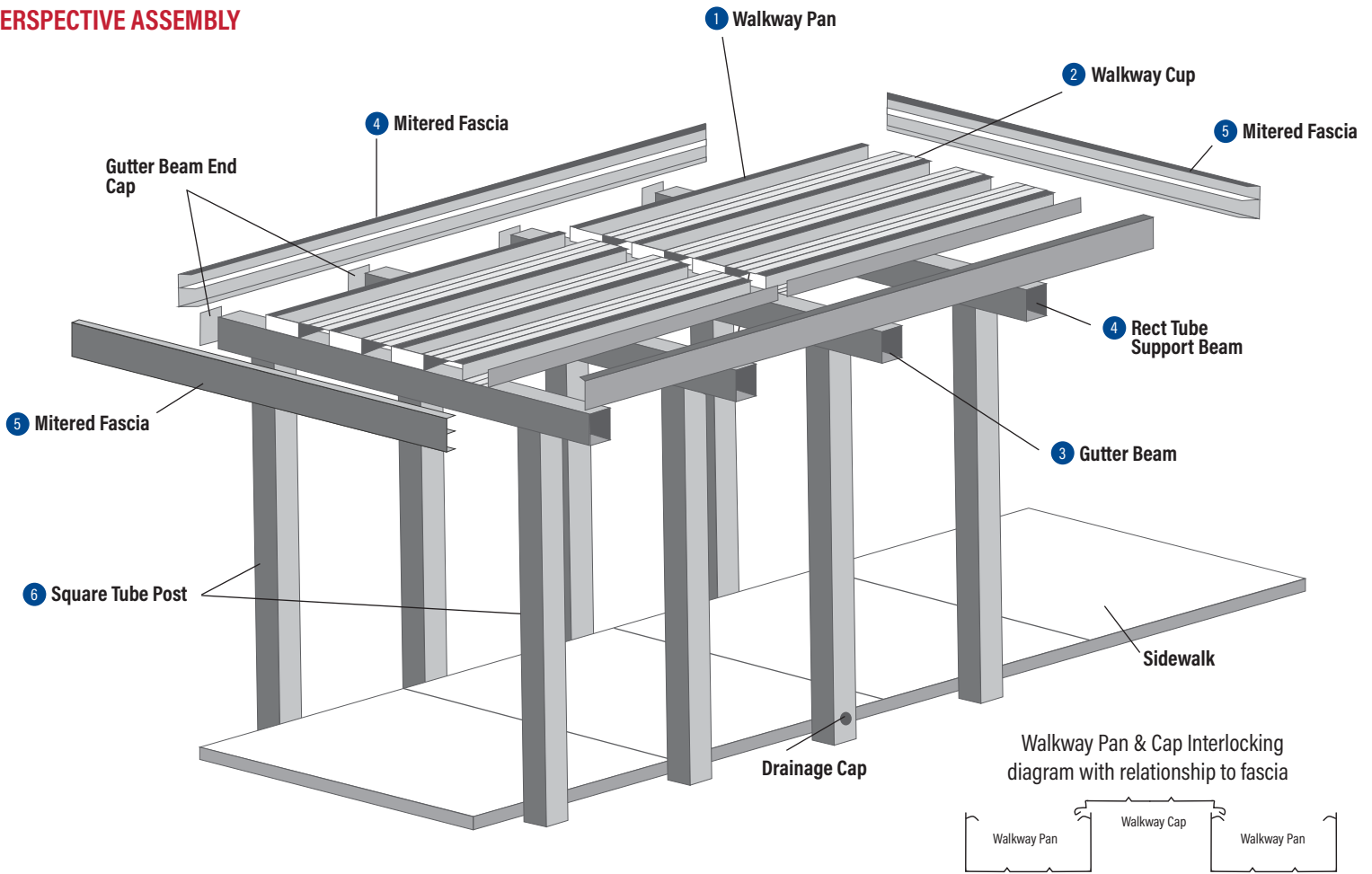
WALKWAY SCHEMATIC

Upgrade your outdoor area with our durable, customizable walkway schematic.

Combining style and functionality, it ensures easy installation, long-lasting durability, and effortless integration into any landscape. Our walkway solutions offer a reliable path that endures the elements while enhancing curb appeal.

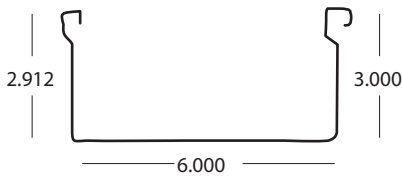


PERSPECTIVE ASSEMBLY



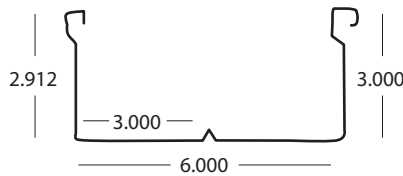
3 X 6 SELF MATING CANOPY ROOF PAN X 24'
6063 - T6 Mill Finish
7654024

1



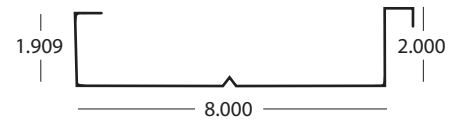
3 X 6 .078 SELF MATING CANOPY ROOF PAN (V-DECK)
6063 - T6 Mill Finish (3" On Center V)
7655024

1

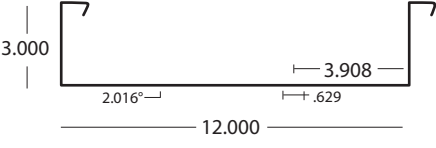
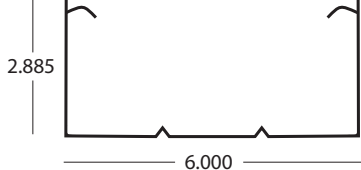
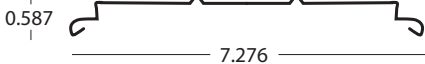
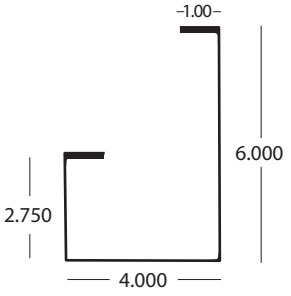
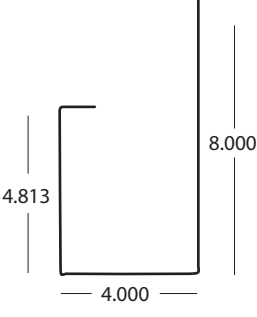
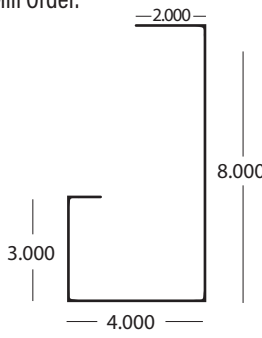
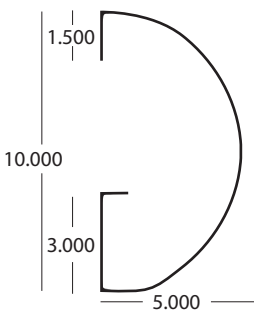

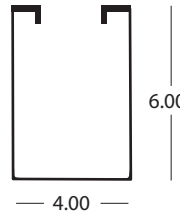
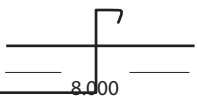
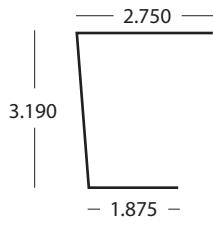
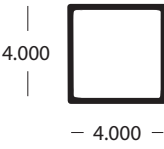

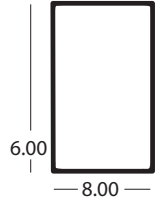


2 X 8 SELF MATING CANOPY ROOF PAN
Mill Order
7656024

1



Custom lengths, finishes and additional profiles are available on a minimum mill order basis.

<p>3 X 12 X .050 CARPORT ROLL FORM ROOF PAN 1</p> <p>Self mating. Custom lengths available in white and bronze. Mill Order. 7657024</p> 	<p>6 X 2.88 X .060 X 24" 2' 1</p> <p>Wall: .060 6063 - T6 7420224</p> 	<p>7.276 CAP 2</p> <p>Wall: .060 6063 - T6 7430224</p> 		
<p>4 X 6 X .093 GUTTER FASCIA X 24' 5</p> <p>Mill Finish 7659024</p> 	<p>4 X 8 X .125 GUTTER FASCIA X 24' 5</p> <p>Mill Finish 7660024</p> 	<p>4 X 8 X .125 GUTTER FASCIA X 24' 5</p> <p>Mill Finish. Mill Order. 7661024</p> 		
<p>10" HALF ROUND BULL NOSE GUTTER 5</p> <p>Mill Order. New die required. 7662024</p> 	<p>6.404 X 1.070 SIDE FASCIA X 24' 5</p> <p>6063 - T6 7410224</p> 	<p>4 X 6 X .190/.125 GUTTER BEAM X 24' 2" 5</p> <p>6063 - T6 7672224</p> 		
<p>6 X .080 GUTTER BEAM CAP</p> <p>End Cap x 97" 5052H32</p> 	<p>3 X .045 EXTRUDER HEADER</p> <p>Mill Order. 7658024</p> 	<p>4 X .150 SQUARE TUBE X 24' 6</p> <p>6063 - T6 MF 125R 7671224</p> 	<p>4 X 6 X .150 RECT. TUBE X 24' 4</p> <p>.125 Radius 6063 - T6 7440224</p> 	<p>6 X 8 X .190 RECT. TUBE X 25' 6</p> <p>with radius 6063 - T6</p> <p>Mill Finish 6796025</p> <p>(FL) x 30' 6796030</p> 

ABC SUPPLY OUTDOOR SOLUTIONS

INDUSTRIAL LOCATIONS NEAR YOU

Tampa, FL

9808 E. Broadway Ave.
813-626-7784

Jacksonville, FL

6746 Stuart Ave
904-765-5503

Fort Lauderdale, FL

400 W. McNab Rd.
954-691-2300

Pensacola, FL

100 W. Herman St.

Columbia, SC

195 Shop Grove Dr, Ste B
803-695-6184

LaVergne, TN

270 Mason Rd
615-903-3717

Houston, TX

16580 Air Center Blvd
713-688-3370

